



### District Report Card: 2017


<b>State:</b> Nagaland	<b>District:</b> Phek
<b>Class:</b> 8	<b>Subject:</b> Language
<b>Schools:</b> 45	<b>Students:</b> 634


### Participation/Coverage


#### Students

 GENDER	Boys		Girls	
	Number	%	Number	%
	268	42.27	366	57.73

 AREA	Rural		Urban	
	Number	%	Number	%
	634	100.00	0	0.00

 CATEGORY	SC		ST		OBC		GEN	
	Number	%	Number	%	Number	%	Number	%
	0	0.00	634	100.00	0	0.00	0	0.00

 CWSN	LD	VI	HI	S&LD	ID	Oth
	0	0	0	0	0	0

 Management	Government		Government-aided	
	Number	%	Number	%
	634	100.00	0	0.00

### Average Performance of Students in Language (%)

Overall	Gender		Area		Management		Social Group			
	Male	Female	Rural	Urban	Govt.	Aided	SC	ST	OBC	GEN
53.72	54.10	53.44	53.72	0.00	53.72	0.00	0.00	53.72	0.00	0.00

## Performance on Learning Outcomes (LOs)

Learning Outcomes	Description	Average Performance(%)
L813	Read textual/non-textual materials with comprehension and identifies the details, characters, main idea and sequence of ideas and events while reading	53.72

Range of Performance of Students who Answered Correctly							
Below 30%		30% - 50%		50% - 75%		Above 75%	
Number	%	Number	%	Number	%	Number	%
87	13.72	196	30.91	251	39.59	100	15.77

## Lowest Performing Learning Outcomes (LOs)

1 - Read textual/non-textual materials with comprehension and identifies the details, characters, main idea and sequence of ideas and events while reading (53.72)